



## **Internal Quality Assurance Cell** **Maharaja Bir Bikram College**

### **Students' Feedback Report on Teaching-Learning & College Infrastructure** **2019-2020**

#### **QUESTIONNAIRE FOR SURVEY ON TEACHING LEARNING:**

**1. Ability to bring conceptual clarity and promotion of thinking ability by teacher.**

☐ 1- Poor      ☐ 2 - Satisfactory      ☐ 3 - Good      ☐ 4 – Excellent

**2. Communication skill of the teachers**

☐ 1- Poor      ☐ 2 - Satisfactory      ☐ 3 - Good      ☐ 4 – Excellent

**3. Regularity & punctuality of the teachers.**

☐ 1- Poor      ☐ 2 - Satisfactory      ☐ 3 - Good      ☐ 4 – Excellent

**4. Subject knowledge of the teacher.**

☐ 1- Poor      ☐ 2 - Satisfactory      ☐ 3 - Good      ☐ 4 – Excellent

**5. Motivation & Inspiration provided by the teachers.**

☐ 1- Poor      ☐ 2 - Satisfactory      ☐ 3 - Good      ☐ 4 – Excellent

**6. Confidence provided by the teachers.**

☐ 1- Poor      ☐ 2 - Satisfactory      ☐ 3 - Good      ☐ 4 – Excellent

**7. Completion and coverage of course by the teachers.**

☐ 1- Poor      ☐ 2 - Satisfactory      ☐ 3 - Good      ☐ 4 – Excellent

**8. Ability to make the subject/learning interesting by the teacher.**

☐ 1- Poor      ☐ 2 - Satisfactory      ☐ 3 - Good      ☐ 4 – Excellent

**9. Solving & satisfying students' queries/difficulties on time.**

☐ 1- Poor      ☐ 2 - Satisfactory      ☐ 3 - Good      ☐ 4 – Excellent

**10. Interaction & guidance outside the class by the teachers.**

☐ 1- Poor      ☐ 2 - Satisfactory      ☐ 3 - Good      ☐ 4 – Excellent

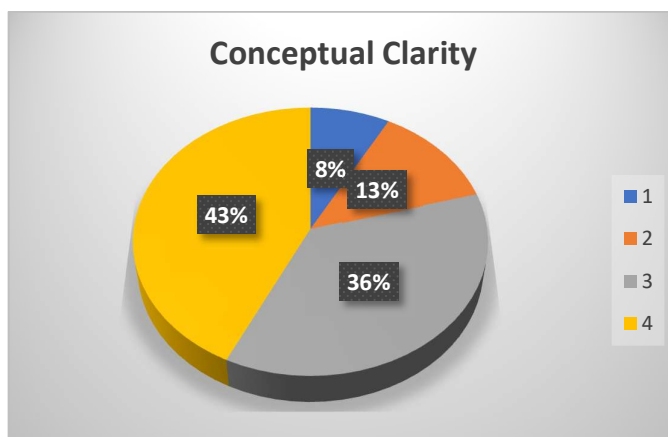
**QUESTIONNAIRE FOR SURVEY ON COLLEGE INFRASTRUCTURE:**

1. **Whether adequate drinking water facility is available in the College?** Yes/ No
2. **Whether adequate washroom facility is available in the College?** Yes/ No
3. **Is the environment of the campus pollution-free?** Yes/ No
4. **Are there adequate safety measures in the College campus?** Yes/ No
5. **Is the study material in the library adequate?** Yes/ No
6. **Do you avail the IT facility of the College?** Yes/ No
7. **Is the IT facility adequate?** Yes/ No
8. **Whether office of the College helps you?** Yes/ No

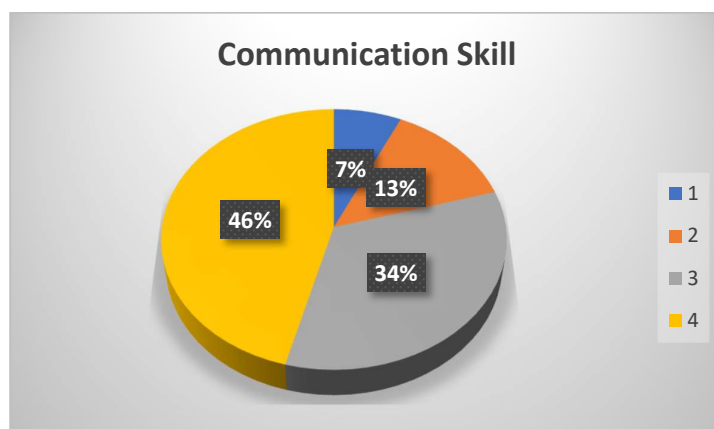
IQAC had conducted the Student Satisfaction Survey on 6<sup>th</sup> November, 2019 to get an overall idea on the teaching-learning and college infrastructure. For the said survey, a sample of 890 students was taken randomly covering all the streams for teaching-learning and another 274 sample of the said students was collected for infrastructure. The survey was conducted through questionnaire method.

## RESPONSES PRESENTED IN PIE-CHARTS & STACKED BAR DIAGRAM

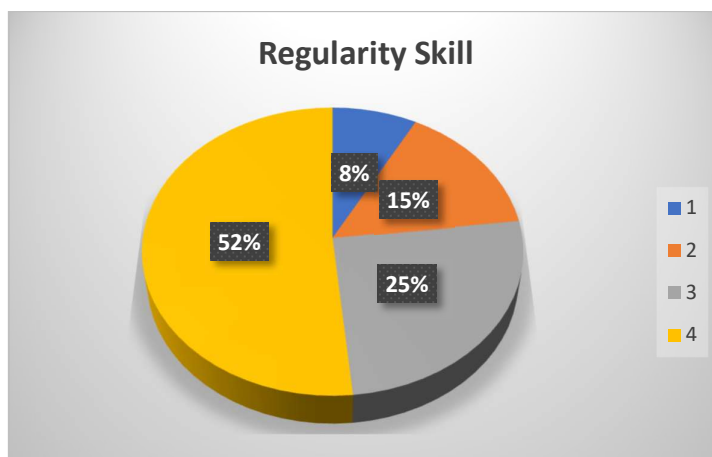
### 1. Ability to bring conceptual clarity and promotion of thinking ability by teacher.



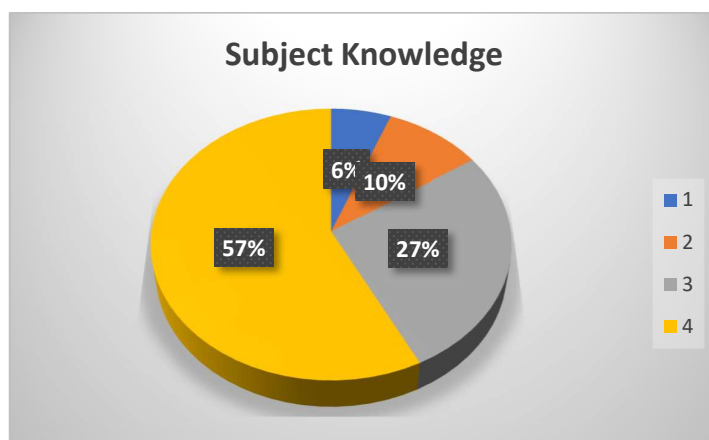
### 2. Communication skill of the teachers



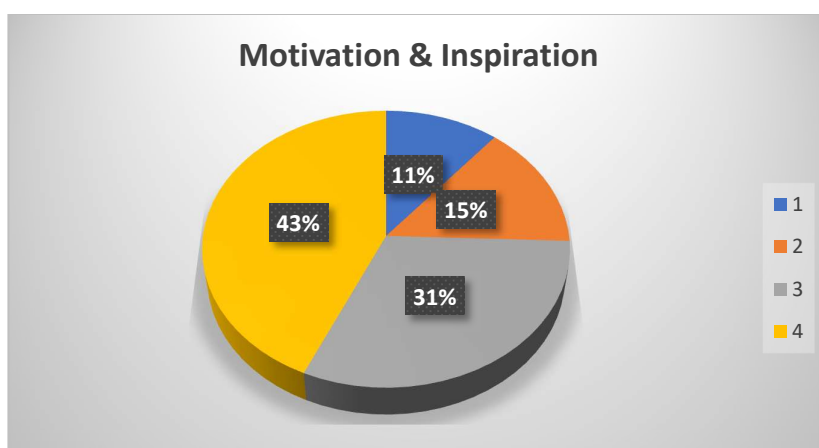
### 3. Regularity & punctuality of the teachers.



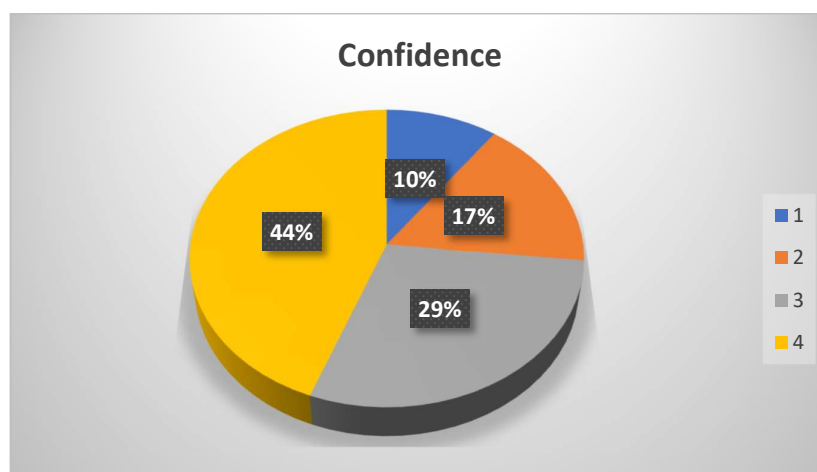
4. Subject knowledge of the teacher.



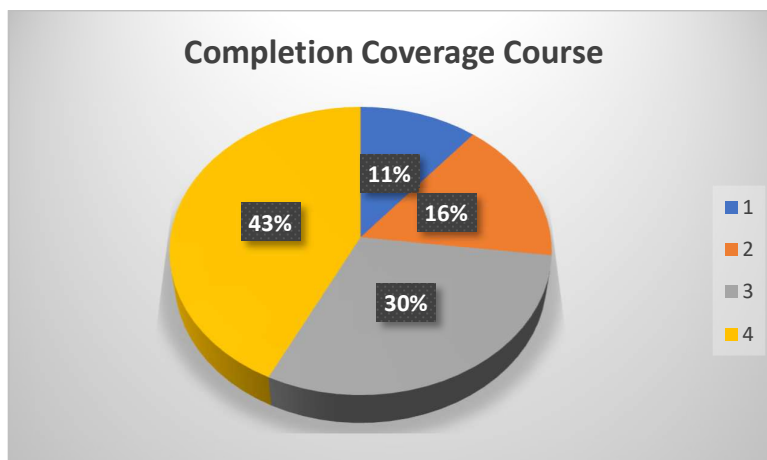
5. Motivation & Inspiration provided by the teachers.



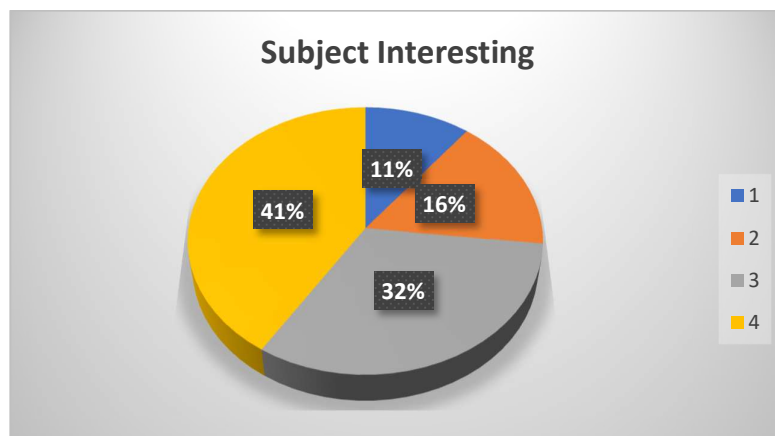
6. Confidence provided by the teachers.



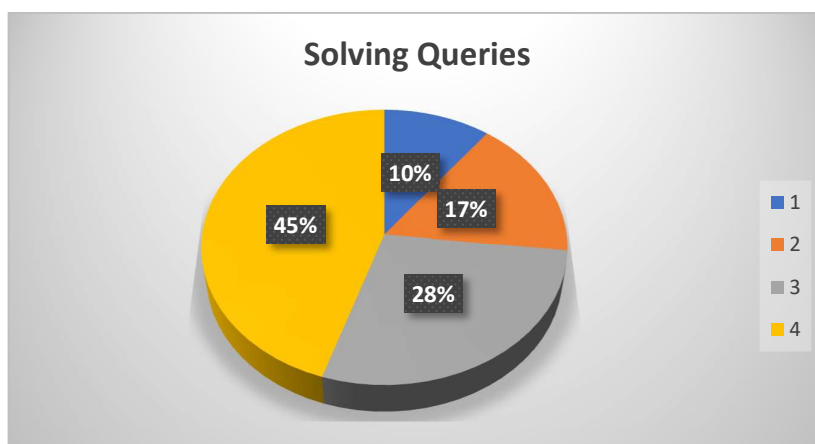
**7. Completion and coverage of course by the teachers.**



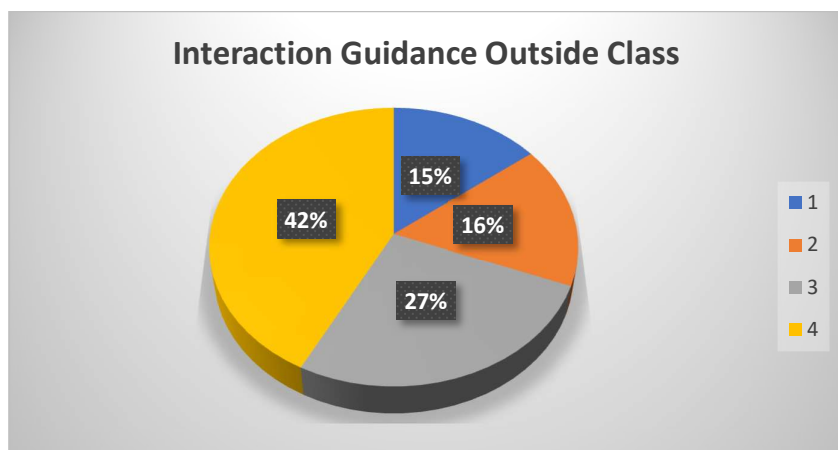
**8. Ability to make the subject/learning interesting by the teacher.**



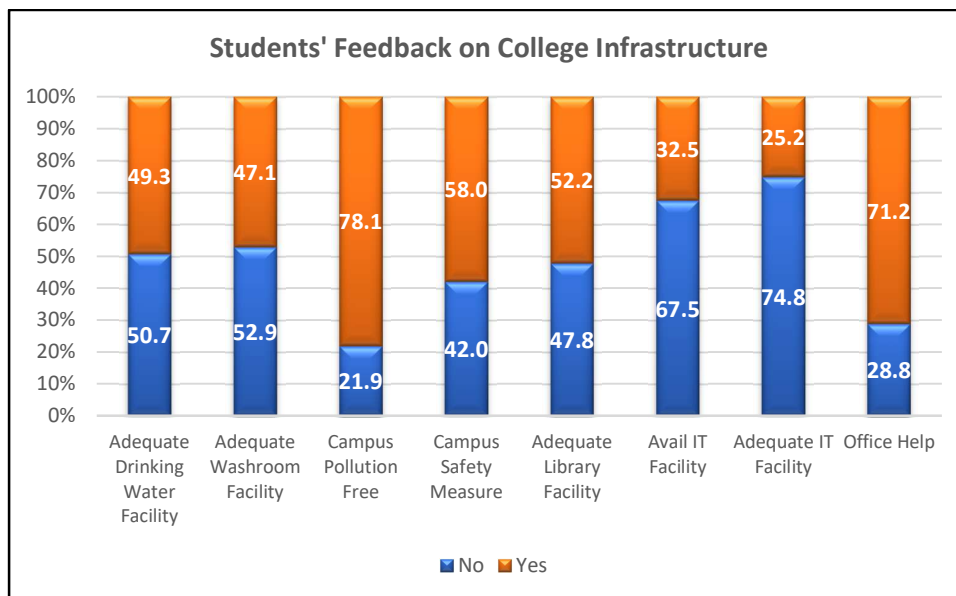
**9. Solving & satisfying students' queries/difficulties on time.**



### 10. Interaction & guidance outside the class by the teachers.



### Feedback from students on college infrastructure



## FEEDBACK ANALYSIS:

### On Teaching-Learning:

A feedback was collected from the students on teaching-learning. After collecting back the questionnaire, it was analysed with the help of the Statistics Department. The survey reveals that 41 percent of the students responded 'excellent' with the conceptual clarity on the topic taught by the teachers. With regard to communication skill of the teachers, 44.3 percent of the students rated 'excellent'. 49.8 percent of the students' response was 'excellent' on regularity skill of the teachers. On the subject knowledge of the teachers, it was found that 55.5 percent of the students have responded 'excellent'. This was followed by 'excellent' responses that is 41.8 percent on the motivational level, 42.7 percent on the confidence level and 41.3 percent on the completion of the coverage of course by the teachers respectively. Moving further, it was found that 39.5 percent of the students have responded for 'excellent' with regard to making the subject interesting by the teachers. Regarding solving the queries of the students by the teachers, 43.4 percent of the students response was 'excellent'. And lastly 40.9 percent of the students rated 'excellent' with regard to the teachers' interaction and guidance outside the class.

### On College Infrastructure:

A survey was conducted from the students to get a feedback from them on the existing infrastructure of the institute. After getting back the questionnaire it was analysed with the help of the Statistics Department and IQAC. The survey reveals that 49.3 percent of the student agreed for having good education drinking water facility in the college. 47.1 percent of the students were of the view for having adequate washroom facility. An overwhelming majority of the students that is 78.1 % agreed for having pollution free

campus. Students' response for having campus safety measures agreed by 58 percent. With regard to adequate library facility 52.2 percent of the students have agreed on this point. Regarding the availability of IT facility in the college the response which came forward was that only 32.5 percent of the students have agreed on this particular point. At the same time only 25.2 percent of the students were of the view for having an adequate IT facility in the institute. And lastly, it was found that a good majority of the students that is 71.2 percent have reported positively for getting office help.